


MEMO

From: Blum Claudia

05.03.2019


Subject: **How to pack the FatExtractor E-500 and the UniversalExtractor E-800**



Put the instrument in the openings of the foam on the wooden pallet. The arrows show, where to lift the instrument. It can only be lifted by two persons.



Put the small piece of foam underneath the tank condenser to protect it during transport.



Put the foam to cover on the instrument.






Prepare the box:

First layer:

- 1) Soxhlet/ ECE chambers
- 2) Sealings, Thimble holders, Glass sample tube holders (in bags)
- 3) Soxhlet valves
- 4) Clamp
- 5) Tank adapter
- 6) Boxes with beakers, thimbles
- 7) Bags with
 - Silicone hoses for cooling water connection between condensers
 - Solvents tubes (connection condenser-rear panel)
 - Silicon hoses for chiller connection, tools, tongs... (Beipack E-500/ E-800)
- 8) Funnel
- 9) Condenser flange locks
- 10) Solvent bottle (under the plastic bags)

Second layer:

- 11) Condensers (include the flange and the black screws for solvent tube connection)
- 12) Beaker holder with handle (handle is screwed off and underneath the holder.
- 13) Bottle cap

	<p>Cover the box with the foam layer and close the box with tape.</p>
	<p>Place the box on top of the instrument</p>
	<p>Slip the cardboard box over the instrument on the pallet.</p>

Blum Claudia